

Langkah-langkah Mendaftar pada Sistem Aplikasi Seminar Nasional Sains & Teknologi 2015 (Peserta & Pemakalah)

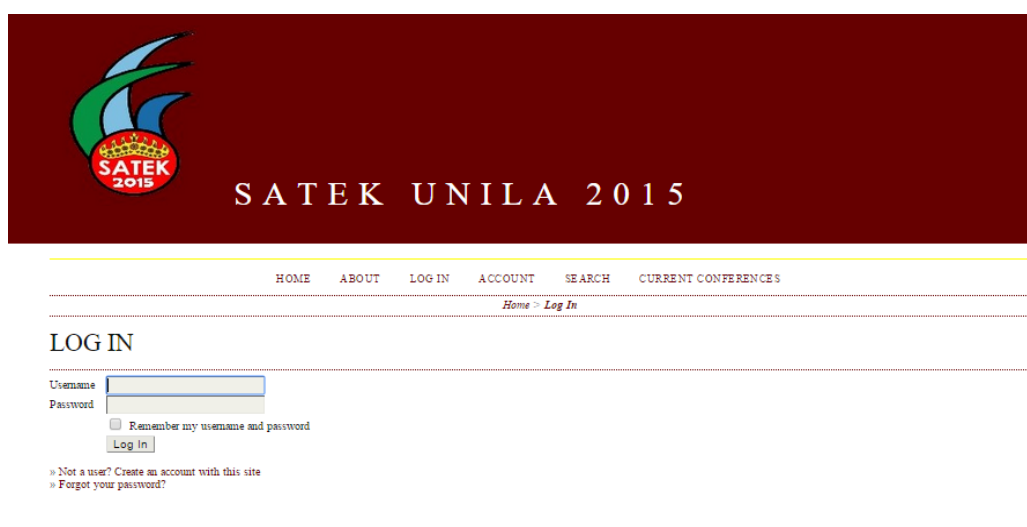
Catatan : Bagi peserta dan pemakalah yang sudah pernah mengikuti SATEK V dapat menggunakan *username* dan *password* sebelumnya. Untuk informasi hubungi panitia.

1. Masukkan alamat di *bar address* <http://satek.unila.ac.id> dan pilih menu Daftar / Masuk.



Gambar 1. Menu Daftar / Masuk

2. Bila link tersebut diklik, maka akan muncul Gambar 2. Pada Gambar 2 terdapat *field username* dan *password*, *field* tersebut wajib diisi.



Gambar 2. Halaman login Satek 2015

3. Bila pengguna belum memiliki akun, sebaiknya klik link “*Create an account with this site*”.

.....

LOG IN

.....

Username

Password

Remember my username and password

» Not a user? [Create an account with this site](#)

» [Forgot your password?](#)

Gambar 3. *Create an account with this site*

4. Setelah link “*Create an account with this site*” dipilih maka muncul halaman pada Gambar 4.

.....

ACCOUNT

.....

Fill in this form to create an account with this conference.

[Click here if you already have an account with this or another conference on this site.](#)

PROFILE

Username*

The username must contain only lowercase letters, numbers, and hyphens/underscores.

Password*

The password must be at least 6 characters.

Repeat password*

Salutation

First name*

Middle name

Last name*

Initials Joan Alice Smith = JAS

Gender

Affiliation*

Gambar 4. Halaman buat akun

5. Isi *field* sesuai dengan biodata anda. Setiap *field* yang bertanda bintang, wajib diisi oleh pengguna. Pada *field username*, sebaiknya berisi huruf kecil, angka dan garis bawah.

PROFILE

Username* **wajib diisi**

Password*

Repeat password*

Salutation

First name*

Middle name

Last name*

Initials

Gender

Affiliation*

al_ghazali
The username must contain only lowercase letters, numbers, and hyphens/underscores.

.....
The password must be at least 6 characters.

.....

Al

Ghazali

ALG Joan Alice Smith = JAS

M

Universitas Lampung

Gambar 5. Form registrasi

6. Bila semua *field* terisi, isikan pilihan checklist sesuai status pengguna.

a. Jika pengguna sebagai **peserta** isikan pilihan seperti pada Gambar 6. Lalu tekan tombol *create*.

Confirmation

Create account as

Send me a confirmation email including my username and password

Reader: Notified by email on publication of presentations.

Author: Able to submit items to the conference.

Reviewer: Willing to conduct peer review of submissions to the conference. Identify reviewing interests (substantive areas and research methods).

Create Cancel

Gambar 6. Checklist peserta biasa

b. Jika pengguna sebagai **pemakalah** isikan pilihan pada Gambar 7. Lalu tekan tombol *create*.

Confirmation

Create account as

Send me a confirmation email including my username and password

Reader: Notified by email on publication of presentations.

Author: Able to submit items to the conference.

Reviewer: Willing to conduct peer review of submissions to the conference. Identify reviewing interests (substantive areas and research methods).

Create Cancel

Gambar 7. Checklist pemakalah

7. Maka akan muncul tampilan seperti Gambar 8.

HOME ABOUT USER HOME SEARCH CURRENT CONFERENCES

Home > Satek 6 - Universitas Lampung > User Home

USER HOME

SEMINAR NASIONAL SAINS DAN TEKNOLOGI 2015

SATEK 6 - UNIVERSITAS LAMPUNG

» Author 0 Active [New Submission]

MY ACCOUNT

» Edit My Profile

» Change My Password

» Log Out

OPEN CONFERENCE SYSTEMS

Conference Help

USER

You are logged in as...
al_ghazali
My Profile
Log Out

NOTIFICATIONS

View
Manage

CONFERENCE CONTENT

Search

All

Search

Conference Information

» Call for Papers (August 24, 2015 - October 5, 2015)

Gambar 8. Halaman *User Home*

8. Bila pengguna akan mengirim berkas abstrak dan makalah, pilih *link* “*New Submission*”, terlihat pada Gambar 9. Makna status 0 active adalah pengguna belum mengirim file kepada sistem.

SEMINAR NASIONAL SAINS DAN TEKNOLOGI 2015

SATEK 6 - UNIVERSITAS LAMPUNG

» Author

0 Active

[New Submission]

Gambar 9. Pilih *New Submission*

9. Jika *New Submission* telah diklik, maka muncul tampilan *User Home*, lihat Gambar 10 dan 11 (pada sistem aplikasi, gambar 10 dan 11 merupakan satu inputan). Pada *link submission checklist*, pengguna wajib memilih semua *checklist*, hal ini penting dalam proses *submission* data ke sistem. Bila pengguna ingin memberi komentar pada direktur konferensi atau seminar maka pengguna dapat menulis pada *field comments for conference director*. Setelah semua di *checklist*, maka proses selanjutnya adalah tekan tombol *save* dan *continue*.

STEP 1. STARTING THE SUBMISSION

1 START 2 UPLOAD SUBMISSION 3 ENTER METADATA 4 CONFIRMATION

Encountering difficulties? Contact Aldiano for assistance.

SESSION TYPE

Session Type

- Matematika, Statistika, dan Riset Operasi**
Abstract Word Limit: 250
- Sistem Informasi, Sistem Cerdas, Teknologi Informasi dan Multimedia**
Abstract Word Limit: 250
- Instrumentasi, Material, dan Geofisika**
Abstract Word Limit: 250
- Biologi, Kimia dan Bioteknologi**
Abstract Word Limit: 250
- Kedokteran dan Kesehatan Masyarakat**
Abstract Word Limit: 250
- Pengelolaan Sumber Daya Alam dan Lingkungan**
Abstract Word Limit: 250
- Biomassa dan Energi Terbarukan**
Abstract Word Limit: 250
- Agroindustri, Agribisnis, Agroteknologi dan Ketahanan Pangan**
Abstract Word Limit: 250
- Teknologi Pertanian dan Teknologi Industri**
Abstract Word Limit: 250
- Mekanika, Elektronika dan Rekayasa Infrastruktur**
Abstract Word Limit: 250

Gambar 10. Tampilan *New Submission* – Session Type (bagian-1)

SUBMISSION CHECKLIST

Indicate that this submission is ready to be considered by this conference by checking off the following (comments to the director can be added below).

- The submission has not been previously published, nor is it before another conference for consideration (or an explanation has been provided in Comments to the Director).
 - The submission file is in OpenOffice, Microsoft Word, RTF, or WordPe
-

COPYRIGHT NOTICE

Authors who submit to this conference agree to the following terms:

- a) Authors retain copyright over their work, while allowing the conference to place this unpublished work under a Creative Commons Attribution License, which allows others to freely access, use, and share the work, with an acknowledgement of the work's authorship and its initial presentation at this conference.
 - b) Authors are able to waive the terms of the CC license and enter into separate, additional contractual arrangements for the non-exclusive distribution and subsequent publication of this work (e.g., publish a revised version in a journal, post it to an institutional repository or publish it in a book), with an acknowledgement of its initial presentation at this conference.
 - c) In addition, authors are encouraged to post and share their work online (e.g., in institutional repositories or on their website) at any point before and after the conference.
-

COMMENTS FOR CONFERENCE DIRECTOR

Enter text (optional)

Gambar 11. Tampilan *New Submission* – Session Type (bagian-2)

10. Selanjutnya yaitu melakukan *upload* makalah, bila pengguna belum mengupload makalah, maka *submission file* masih dalam status “*no submission file upload*”. Oleh karena itu, berikut ini 3 langkah dalam uploading data, yaitu :
 - a. Langkah 1 : Pilih file makalah yang akan di upload di dalam *hard drive* komputer anda.

[Home](#) > [User](#) > [Author](#) > [Submissions](#) > [New Submission](#)

STEP 2. UPLOADING THE SUBMISSION

1 START 2 **UPLOAD SUBMISSION** 3 ENTER METADATA 4 CONFIRMATION

To upload a paper to this conference, complete the following steps.

1. On this page, click Browse (or Choose File) which opens a Choose File window for locating the file on the hard drive of your computer.
2. Locate the file you wish to submit and highlight it.
3. Click Open on the Choose File window, which places the name of the file on this page.
4. Click Upload on this page, which uploads the file from the computer to the conference's web site and renames it following the conference's conventions.
5. Once the submission is uploaded, click Save and Continue at the bottom of this page.

Encountering difficulties? Contact Aldiano for assistance.

SUBMISSION FILE No submission file uploaded. Upload submission file	Langkah 1 ↓ <input type="button" value="Choose File"/> <input type="button" value="No file chosen"/>	Langkah 2 ↓ <input type="button" value="Upload"/>
--	--	---

Gambar 12. Halaman *Uploading the submissions* (bagian 1)

- b. Langkah 2 : bila sudah dipilih, tekan tombol upload. Apabila langkah 2 ini telah dilaksanakan, maka akan muncul submission file dengan status berubah, tampak pada tampilan Gambar 13.

STEP 2. UPLOADING THE SUBMISSION

1 START 2 **UPLOAD SUBMISSION** 3 ENTER METADATA 4 CONFIRMATION

To upload a paper to this conference, complete the following steps.

1. On this page, click Browse (or Choose File) which opens a Choose File window for locating the file on the hard drive of your computer.
2. Locate the file you wish to submit and highlight it.
3. Click Open on the Choose File window, which places the name of the file on this page.
4. Click Upload on this page, which uploads the file from the computer to the conference's web site and renames it following the conference's conventions.
5. Once the submission is uploaded, click Save and Continue at the bottom of this page.

Encountering difficulties? Contact Aldiano for assistance.

SUBMISSION FILE

File name 322-649-1-SM.docx
Original file name JURNAL.docx
File size 641KB
Date uploaded 2015-08-30 06:48 PM

Replace submission file

Gambar 13. Halaman *Uploading the submissions* (bagian 2)

c. Langkah 3 : pilih dan tekan tombol *Save and continue*.

11. Langkah selanjutnya yaitu pengisian data abstrak dapat dilihat pada Gambar 14 dan 15. *Field* yang bertanda bintang, wajib diisi oleh pengguna. Bila penulis lebih dari satu, maka pilih tombol *Add Author*. Pada Gambar 15, pengguna mengisi data Judul Penelitian dan Abstrak Penelitian. Setelah semua *field* telah terisi pilih dan tekan tombol *Save and continue*.

STEP 3. ENTERING THE SUBMISSION'S METADATA

1 START 2 UPLOAD SUBMISSION 3 **ENTER METADATA** 4 CONFIRMATION

AUTHORS

First name*	<input type="text" value="Al"/>
Middle name	<input type="text"/>
Last name*	<input type="text" value="Ghazali"/>
Email*	<input type="text" value="ardye.ilkom@gmail.com"/>
URL	<input type="text"/>
Affiliation	<input type="text" value="University of Lampung"/>
Country	<input fraser="" simon="" type="text" university")"="" value="(Your institution, e.g. "/>
Bio statement (E.g., department and rank)	<input type="text" value="Indonesia"/>
	<input type="text" value="Computer Science"/>

Gambar 14. Halaman pengisian data abstrak (bagian 1)

TITLE AND ABSTRACT

Title*

SISTEM PAKAR DIAGNOSA PENYAKIT PADA IKAN BUDIDAYA AIR TAWAR

Abstract*

Penyakit merupakan hal yang tidak diinginkan dalam kegiatan pembudidayaan ikan air tawar. Kurangnya informasi penanggulangan penyakit dan sedikitnya jumlah pakar perikanan menyebabkan panen tidak maksimal sehingga pembudidaya mengalami banyak kerugian. Berdasarkan hal tersebut pada penelitian ini dibangun sistem pakar yang digunakan untuk mendiagnosa penyakit pada ikan budidaya air tawar. Sistem ini bertujuan untuk membantu pembudidaya dalam mengidentifikasi penyakit berdasarkan gejala-gejala yang diderita ikan, sehingga dapat dilakukan solusi pengobatan yang sesuai pada ikan mereka. Sistem Pakar yang dibangun berbasis web menggunakan bahasa pemrograman *Php* dan *MySQL* sebagai basis data. Metode penalaran yang digunakan yaitu *forward chaining*. Metode ini digunakan untuk menentukan aturan mana yang akan dijalankan, kemudian aturan tersebut dijalankan, proses diulang hingga ditemukan suatu hasil. Sistem ini dapat mendiagnosa 33 penyakit dari 5 jenis ikan.

INDEXING

Language

en

English=en; French=fr; Spanish=es. Additional codes.

SUPPORTING AGENCIES

Identify agencies that provided funding or support for the work presented in this submission.

Agencies

Save and continue Cancel

Gambar 15. Halaman pengisian data abstrak (bagian 2)

12. Tahapan selanjutnya yaitu *Confirming The Submission*, pilih dan tekan tombol *Finish Submission*.

STEP 5. CONFIRMING THE SUBMISSION

1 START 2 UPLOAD SUBMISSION 3 ENTER METADATA 4 CONFIRMATION

To submit your manuscript to Seminar Nasional Sains dan Teknologi 2015 click Finish Submission. The submission's principal contact will receive an acknowledgement by email and will be able to view the submission's progress through the editorial process by logging in to the conference web site. Thank you for your interest in publishing with Seminar Nasional Sains dan Teknologi 2015.

FILE SUMMARY

ID	ORIGINAL FILENAME	TYPE	FILE SIZE	DATE UPLOADED
649	JURNAL.DOCK	Submission File	641KB	08-30

Finish Submission Cancel

Gambar 16. Halaman *Confirming The Submission*

13. Akan masuk halaman *Active Submissions*, klik *link Active Submissions*.


ACTIVE SUBMISSIONS

Submission complete. Thank you for submitting your work to Seminar Nasional Sains dan Teknologi 2015.

Active Submissions

Gambar 17. Halaman *Active Submission*

14. Pada halaman berikutnya akan muncul status makalah *Awaiting assignment*. Pada status ini makalah sedang di proses.



ACTIVE SUBMISSIONS

ACTIVE ARCHIVE

ID	MM-DD SUBMIT	TRACK	AUTHORS	TITLE	STATUS
323	08-30	GEN	Ghazali	S...	Awaiting assignment

1 - 2 of 2 Items

Start here to submit a paper to this conference.
STEP ONE OF THE SUBMISSION PROCESS

Gambar 18. Halaman *Awaiting assignment*

15. Bila makalah sedang dalam proses review dapat dilihat pada Gambar 19.



ACTIVE SUBMISSIONS

ACTIVE ARCHIVE

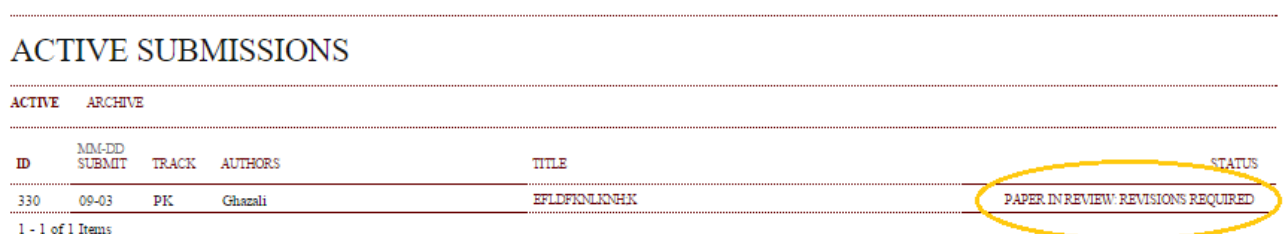
ID	MM-DD SUBMIT	TRACK	AUTHORS	TITLE	STATUS
323	08-30	GEN	Ghazali	S...	PAPER IN REVIEW

1 - 2 of 2 Items

Start here to submit a paper to this conference.
STEP ONE OF THE SUBMISSION PROCESS

Gambar 19. Halaman *Paper in review*

16. Bila makalah sudah direview tetapi masih ada revisi dapat dilihat pada Gambar 20.



ACTIVE SUBMISSIONS

ACTIVE ARCHIVE

ID	MM-DD SUBMIT	TRACK	AUTHORS	TITLE	STATUS
330	09-03	PK	Ghazali	EFLDFIKLNKHK	PAPER IN REVIEW REVISIONS REQUIRED

1 - 1 of 1 Items

Gambar 20. Revisi

Pilih link *Paper In Review Revision Required*, maka akan masuk ke halaman *Review*. Unduh hasil *Review* dari *Reviewer* atau *Director* dan lakukan revisi.

#330 REVIEW

SUMMARY REVIEW

SUBMISSION



Authors Al Ghazali 
Title efdifnlnkh;k
Track Pemakalah
Director satekUnila satekUnila 

PEER REVIEW

Unduh

Review Version **330-670-1-RV.DOCX** 2015-09-03
Initiated 2015-09-03
Last modified 2015-09-03
Uploaded file None
Director Version None
Author Version None

DIRECTOR DECISION

Decision Revisions Required 2015-09-03
Notify Director  Director/Author Email Record  2015-09-03
Director Version None
Author Version None
Upload Author Version No file chosen

Gambar 21. Unduh hasil *review*

Langkah selanjutnya yaitu mengunggah makalah hasil revisi.

#330 REVIEW

SUMMARY REVIEW



SUBMISSION

Authors Al Ghazali 
Title efdifnlnkh;k
Track Pemakalah
Director satekUnila satekUnila 

PEER REVIEW

Review Version 330-670-1-RV.DOCX 2015-09-03
Initiated 2015-09-03
Last modified 2015-09-03
Uploaded file None
Director Version None
Author Version None

DIRECTOR DECISION

Decision Revisions Required 2015-09-03
Notify Director  Director/Author Email Record  2015-09-03
Director Version None **1** **2**
Author Version None
Upload Author Version No file chosen

Gambar 22. Upload revisi

17. Bila makalah peserta di review dan telah diterima oleh panitia, maka halaman *Active Submission* menampilkan *No Submissions* (lihat Gambar 20). Pengguna dapat melihat hasil *review* pada menu *Archive* (lihat Gambar 21) dengan status *posted*.

ACTIVE SUBMISSIONS

ACTIVE ARCHIVE

ID	MM-DD SUBMIT	TRACK	AUTHORS	TITLE	STATUS
<i>No Submissions</i>					

Start here to submit a paper to this conference.
STEP ONE OF THE SUBMISSION PROCESS

Gambar 20. *Active Submissions* – status *no submissions*

ARCHIVE

ACTIVE ARCHIVE

ID	MM-DD SUBMIT	TRACK	AUTHORS	TITLE	STATUS
328	09-02	PK	Ghanzi	S...	Posted

1 - 1 of 1 Items

Gambar 21. *Archive* – status *posted*

18. Peserta dan pemakalah yang makalahnya telah diterima dapat hadir pada tanggal 3 November 2015 di Emersia Hotel and Resort, Jl. Wolter Monginsidi No. 70 Bandar Lampung pukul 07.30 s.d. selesai.

Info lebih lanjut :

Web : <http://satek.unila.ac.id>

Email : satek@kpa.unila.ac.id

Telp. : 089522596466 (Akbar)